



www.oceanwoodturners.com

A Chapter of



www.woodturner.org

CLUB OFFICERS

President

Gene Amaral
amaral21@verizon.net

Vice President

Craig Verrastro
cverrast@gmail.com

Secretary

Garet Holcomb
garet@oceanwoodturners.com

Treasurer

Bob Hopkins
hopkins_bob@cox.net

Newsletter and Minutes of the January 21, 2016 meeting



Sawdust & Shavings:

Gene Amaral

Gene is living the life in sunny Florida this month.

Let's all think of poor Gene down there, while he's forced to wear shorts and sunglasses, we are privileged to wear heavy coats and scarves. While he has to endure sipping drinks with little umbrellas in them, we get to dig out our driveways one more time and salt our sidewalks in single-digit temperatures.

Let's all think of Gene's sacrifice this month, and how he's suffering through life in warmer climate so we don't have to.

UPCOMING EVENTS:

February Meeting

February 18th, 2016, 7:00 PM

Studio Dunn

310 Bourne Ave, Rumford, RI, 02916

Secretary's Notes

Garet Holcomb

We would like to get member input on the content of the newsletter. If there's anything you'd like to see in the form of articles, features, tip and tricks, or anything else, please let me know. If you'd be willing to contribute content, we'd be glad to have the support!

Treasurer's Report

Bob Hopkins

Current total is **\$1890.33**

You can pay your dues directly from the website at <http://www.oceanwoodturners.com/dues.cfm>

Dues: Club dues are \$25 annually. For members who wish to have a printed Newsletter mailed to them monthly, there is an annual charge of \$5 to cover postage, payable with club dues.

All payments should be mailed to:

***Bob Hopkins
48 Tilbury Drive,
Bristol, RI 02809***

Meeting Minutes – Old Business

Gene opened the meeting with 19 members and 3 guests present

Visitors – Welcome Chris Rowe, Keri Anderson, and Greg Rossignol!

High School Demo – Gene received a letter of thanks from West Greenwich Exeter high school, where he and Alex A. did their turning demonstration, which he read at the meeting.

Cabinet – The new cabinet is complete and installed at Keeseh. Thanks to Alex Amoruso and Charles Nelle for getting this done! Ed Keenan has agreed to make signs for the door.

Committee Reports

Program Committee: No report

Outreach Committee: No report

Fundraising Committee: Gene reports that we made \$158 on the wood raffles last year, and \$96.50 on 50/50, and \$92.50 at the CRAFTOPIA gallery event.

Dues/Membership cards – Dues for 2016 are due. Also, Craig has implemented the membership card tool on the Ocean Woodturner website. See the feature in this newsletter for instructions on how to print your own membership card.

Meeting Minutes – New Business


Open floor for suggestions – Gene opened the floor to the group and asked for suggestions on how we might improve the Club experience for the coming year. Among the items discussed were the nametags, getting the TV/AV fund growing, allotting more time for monthly demos, and having some collaborative or competitive projects among members. If you have any ideas on how to improve the Club and involvement, please let us know!

New turner – Chris from Middletown sent an email. He’s got a lathe he inherited and is interested in help learning to use it. If you can mentor, please let Gene know and he can get you in touch.

Alex A. – Has made a few cutting jigs for making tangential turning segments. He’s selling them for \$30 each with the proceeds going to the Club. Please see Alex if you’re interested.

Show and Tell

Roland Lavoie



Paul Tavares




*Ash, Bloodwood, Walnut, Maple.
Two segment pieces*

Show and Tell (Cont.)



Ed Keenan



Zebrawood, Wenge, Tiger Maple, with clear epoxy segmented vessels. Also, an Oak and SpectraPly bowl, and Ed's segmented sailboat glueup

Membership Cards:

Craig has implemented a tool on the Club website to allow members to print their own membership cards. Club members, current on their dues, can go to www.oceanwoodturners.com and click the Member Login link at the top. Once logged in, click "Membership Card" from the left hand column, and click the button. Your membership card will generate as a PDF file, properly sized ready to be printed on any printer.

If you do not currently have a login name and password for the Ocean Woodturners website, please contact Craig right away to set one up.



Alex Amoruso has made a few table saw jigs to help with cutting segments for tangential turning. He's offering them for sale for \$30, with the proceeds to benefit the Club's camera fund. If you're interested, contact Alex or a Club officer and we'll get you in touch. Thanks, Alex!

Demonstration



Chris Horn gives an overview of working with a Scroll Saw

Chris gave his demonstration on a variable-speed Hegner scroll saw. He uses a #2 or a #5 blade, depending on the project and the thickness of the wood. A #2 will work for ¼" to ½", a #5 will go up to ¾" or more. He uses standard blades that cut on the downstroke.




Chris tensions his blades and gives them a pluck to check for tension. Listen for a musical note, as opposed to a dead "thunk" sound. Thicker wood will tolerate a faster blade speed, where for thinner wood slower is better, to help with control and accuracy. Use any wood you like, soft or hard. Chris even makes pieces out of tongue depressors.

Scroll saw patterns can be found in books and magazines dedicated to the craft. Practice patterns are available to help new scroll saw crafters to master the different styles of cut. Chris uses packing tape to secure the pattern to the wood, which helps to lubricate the blade. Chris cuts through the line, as opposed to either side of it. Keep your piece flat to the table as you go.



Use a drill press to create your pilot holes. Thinner wood stock can be laminated into a thicker block to reduce tear out and help with control. Cut right into your corners, then carefully back out to make cuts from other directions. Take your time and use gentle guidance to let the saw do the work. Pressing too hard will break blades. Use your hands to guide the piece around the blade, keeping good contact with the table.



Dare to Dream Ranch:

A multi-faceted therapy program and retreat working with military veterans facing PTSD, anxiety, physical disabilities, and other issues. Chris Rowe, a veteran himself, visited us to talk about the program.




Dare to Dream has several complementary therapy programs, including equine therapy, exercise, yoga, cooking, and others. Chris Rowe is in the process of starting a woodworking therapy program for the ranch. Currently, he's running the program out of his basement in Middletown, but working to move it to the ranch in Foster, when that property purchase is completed.

As the program grows, Chris will be looking to develop a relationship with local woodworkers and woodturners to act as mentors and provide guidance and advice.

For more information on the Dare to Dream Ranch and its programs, visit their website:

<http://www.daretodreamranch.org>



Check out the new Ocean Woodturners Facebook page! It's brand new so we'll be adding content as time passes. Make sure to Like and Share, and help bring much-needed public exposure to our Club!

<https://www.facebook.com/OceanWoodturners/>

NEXT MEETING:

February 18th, 2016, 7:00 PM
Studio Dunn, 310 Bourne Ave, Rumford, RI
Ed Keenan discusses Open Segmented Turning

Ocean Woodturners Group on Yahoo!: Our club has its own Yahoo! Group that we use to exchange information, ask questions, and sometimes to distribute our Newsletter. Membership to the Yahoo! Group is not automatic upon joining the club. If you would like to join the Yahoo! Group, please either request membership directly from the group site (<http://groups.yahoo.com/group/OceanWoodturners/>) or send an email to Jeff Mee at jmee@hotmail.com

Club Website: www.oceanwoodturners.com

Webmaster: Craig Verrastro
webmaster@oceanwoodturners.com